

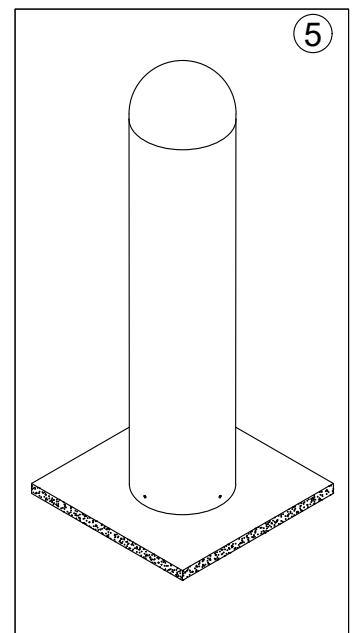
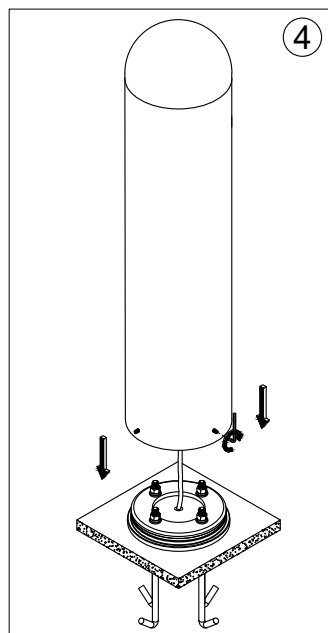
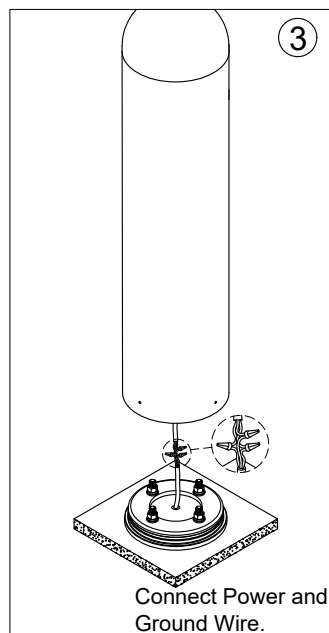
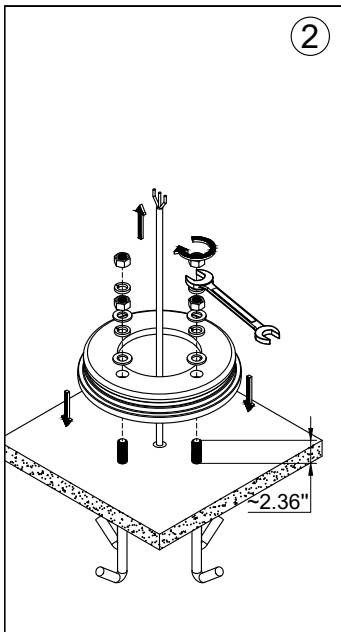
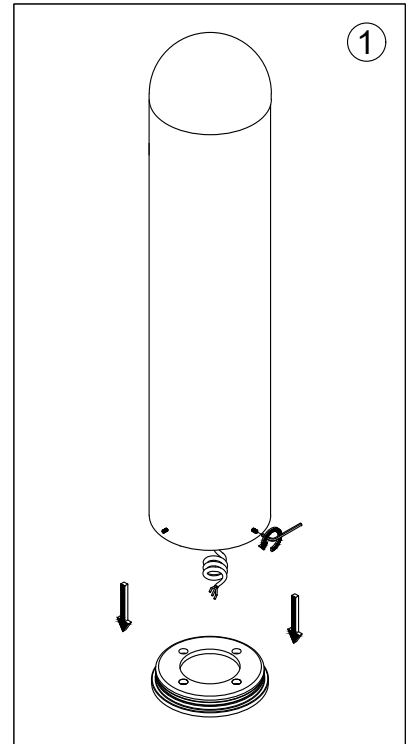
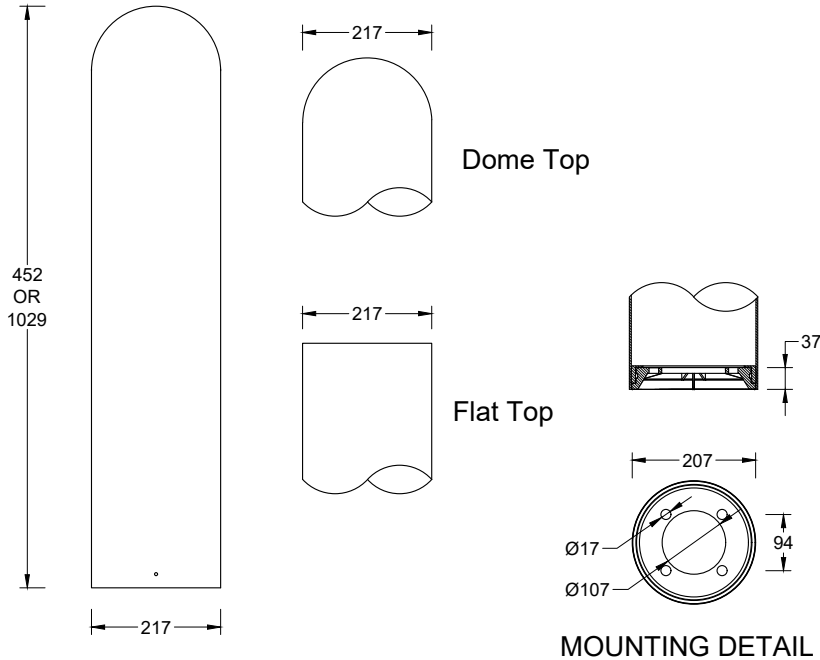
# INSTALLATION AND SERVICE MANUAL

**LIGMAN**  
NORTH AMERICA

For Installation of Columbus 1,2,3 Bollard. ( No Light Source)  
Model. UCO-10117 , UCO-10127and UCO-70098.

## PRODUCT DRAWING (DIMENSIONS)

SUITABLE FOR WET LOCATIONS



### Notice to installer :

- 1.WIRING INSTRUCTIONS** Warning : RISK OF FIRE AND ELECTRICAL SHOCK. : FIXTURE MUST BE INSTALLED BY A QUALIFIED ELECTRICIAN ONLY>FIXTURE IS INTENDED FOR INSTALLATION IN ACCORDANCE WITH THE NATIONAL ELECTRICAL CODE, LOCAL AND FEDERAL CODE SPECIFICATIONS. DISCONNECT POWER BEFORE SERVICING.
- 2.This fixture has a VOLTAGE SPECIFIC BALLAST,Check that the supply voltage is the same as the installed ballast voltage.**

**Ligman Lighting USA**

7144 NE Progress Court, Hillsboro  
Oregon, 97124, USA  
Tel : 503 645 0500 | Fax : 503 645 8100

[www.ligmanlightingusa.com](http://www.ligmanlightingusa.com)

UCO-10117 ( No Light Source ) 17/09/24 REV.0  
1/1

FM-TS-13-1/13-05-2563/Rev.6